

Prices - Jul-24

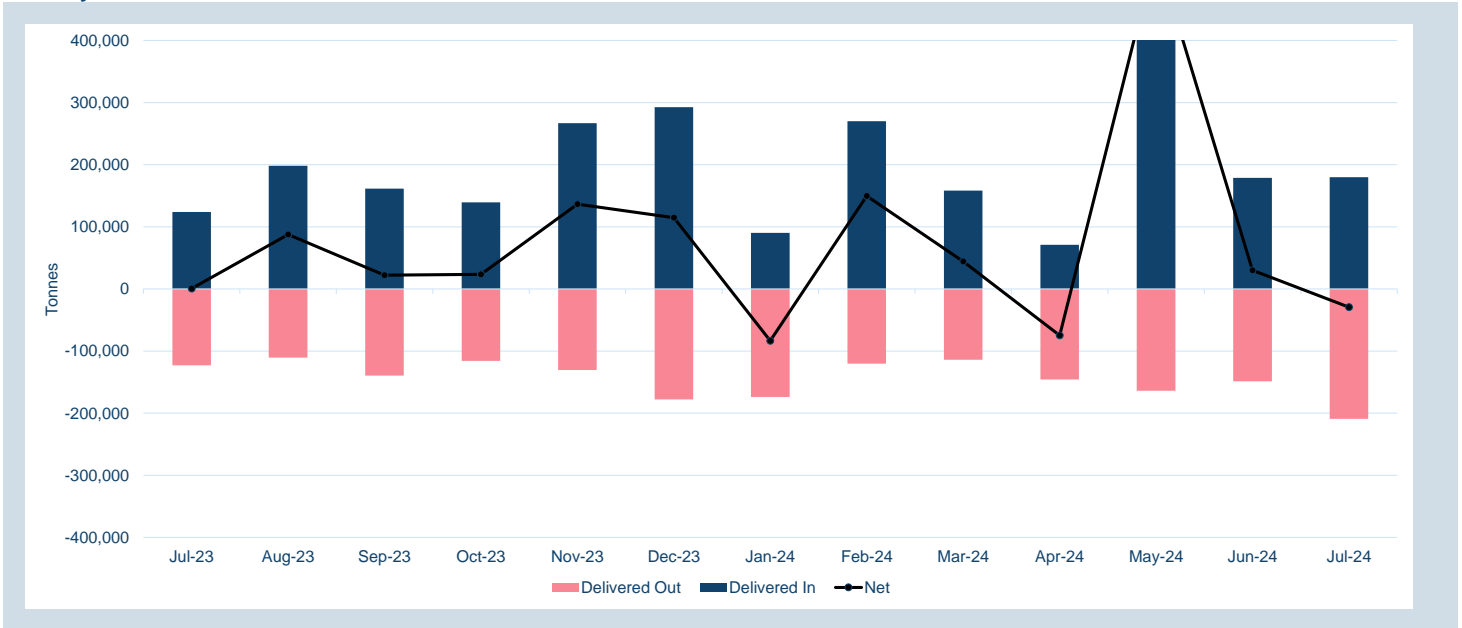
Contract	Official Cash Settlement Price				Official 3 Month Price			
	Average	Low	High	*M/M Change %	Average	Low	High	M/M Change %
LME Aluminium	\$2,362.30	\$2,161.50	\$2,496.50	-5.3%	\$2,417.02	\$2,225.00	\$2,545.00	-5.1%
LME Aluminium Alloy	\$2,453.09	\$2,050.00	\$2,755.00	10.3%	\$2,330.22	\$2,050.00	\$2,560.00	4.8%
LME NASAAC	\$2,518.26	\$2,500.00	\$2,520.00	-0.1%	\$2,518.26	\$2,500.00	\$2,520.00	-0.1%
LME Copper	\$9,393.57	\$8,809.00	\$9,809.00	-2.6%	\$9,536.33	\$8,949.00	\$9,971.50	-2.5%
LME Lead	\$2,114.35	\$2,001.00	\$2,207.50	-1.6%	\$2,155.43	\$2,033.00	\$2,244.00	-2.0%
LME Nickel	\$16,396.30	\$15,470.00	\$17,220.00	-6.4%	\$16,679.57	\$15,825.00	\$17,475.00	-6.2%
LME Tin	\$32,003.91	\$28,405.00	\$35,600.00	-0.7%	\$32,115.00	\$28,750.00	\$35,350.00	-1.1%
LME Zinc	\$2,785.20	\$2,570.50	\$2,955.00	-1.0%	\$2,844.96	\$2,630.00	\$3,012.50	-0.8%
LME Cobalt	\$26,423.48	\$26,175.00	\$26,760.00	-1.5%	\$26,853.26	\$26,625.00	\$27,150.00	-1.1%

* Percentage change in average price from previous month

Warehouse stock movements (tonnes) - Jul-24

Contract	Delivered In	Delivered Out	Net	Closing
LME Aluminium	8,025	100,050	92,025	929,325
LME Aluminium Alloy	100	40	60	1,620
LME NASAAC	100	-	100	220
LME Copper	90,925	25,825	65,100	245,150
LME Lead	53,800	43,675	10,125	234,325
LME Nickel	15,588	1,074	14,514	109,950
LME Tin	540	590	50	4,700
LME Zinc	10,675	37,850	27,175	234,675
LME Cobalt	23	-	23	115
Total	179,776	209,104	29,328	1,760,080

Monthly Warehouse Stock Movements



© The London Metal Exchange - An HKEX Company, 10 Finsbury Square, London EC2A 1AJ

The information contained within this presentation is for illustrative and educational purposes only and should not be relied upon in making any investment decision. The past performance of any commodity, derivative or other product referred to in the presentation cannot be relied upon as a guide to its future performance. Whilst every effort has been made to ensure the information is up-to-date and correct, the LME cannot guarantee that it is completely accurate and free from human error. The information is published "as is" without any warranty of any kind, express or implied, as to accuracy of the information and the LME shall not be liable for any losses or damage that may result from use of the presentation as a consequence of any inaccuracies in, or any omissions from, the information which it may contain. The information may not be reproduced, distributed or transmitted to any other person or incorporated in any way into another publication or other material.

Volumes - Jul-24

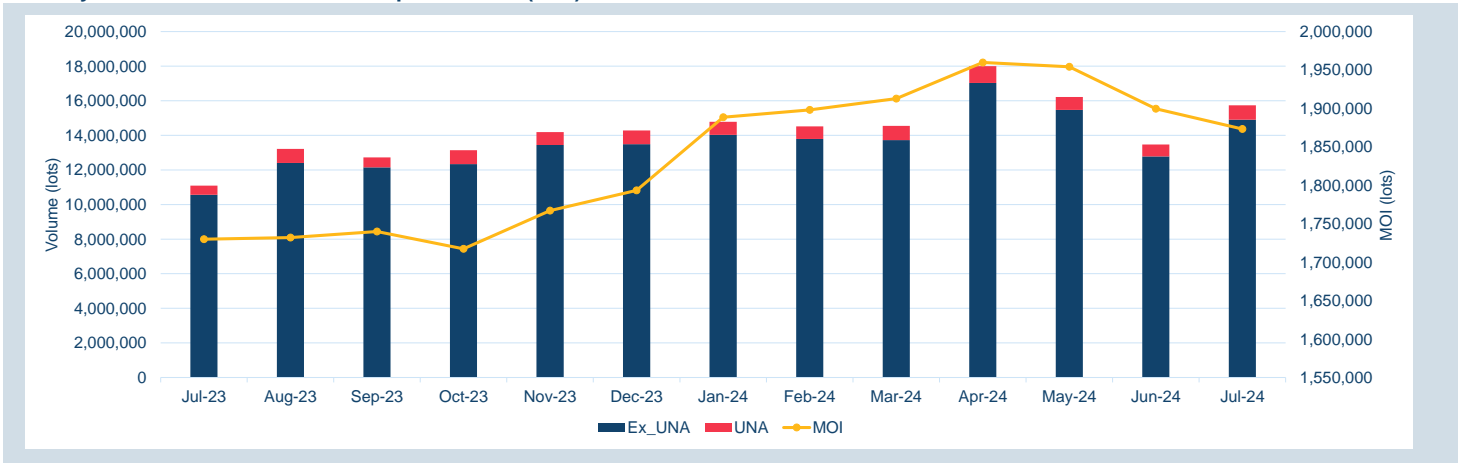
Contract	ADV (lots)	ADV Y/Y change % *	Volume Year to date (lots)	Tonnes Year to date (millions)	Futures Market Open Interest **
Non-ferrous metals (futures, traded options and TAPOs)					
LME Aluminium	269,634	30.5%	42,546,986	1,064	763,538
LME Aluminium Alloy	5	-	333	0	1
LME NASAAC	-	-	15	0	-
LME Copper	159,292	25.6%	24,851,598	621	379,271
LME Lead	78,422	45.1%	11,454,329	286	170,832
LME Nickel	64,662	59.7%	10,032,636	60	236,613
LME Tin	7,783	55.1%	993,695	5	20,633
LME Zinc	98,338	7.2%	16,524,482	413	255,372
LME M A Futures***	715	85.0%	58,476	1	14,120
LMEminis	-	-	-	-	-
LME Premiums					
LME Aluminium Premium Duty paid US Midwest (Platts)	13	-	300	0	180
LME Aluminium Premium Duty Paid European (Fastmarkets MB)	160	560.6%	9,530	0	2,675
LME Aluminium Premium Duty Unpaid European (Fastmarkets MB)	63	-	1,440	-	-
Minor Metals (futures)					
LME Cobalt	25	-	1,020	0	175
Ferrous (futures)					
LME Steel HRC FOB China (Argus)	980	287.6%	43,321	0	3,846
LME Steel HRC N. America (Platts)	-	-	-	-	-
LME Steel Scrap CFR Turkey (Platts)	3,675	42.1%	734,043	7	23,517
LME Steel Scrap CFR India (Platts)	0	-69.6%	354	0	9
LME Steel Rebar FOB Turkey (Platts)	426	262.2%	36,201	0	2,173
LME Steel Scrap CFR Taiwan (Argus)	-	-100.0%	114	0	1
LME HRC NW Europe (Argus)	-	-	-	-	-
Precious (futures)					
LME Gold	-	-	-	-	-
Total	684,193	29.6%	107,288,873	2,459	1,872,956
Total (excl. UNA)	647,895				

*Percentage year-on-year change between current month and corresponding month in the previous year.

**Last trading day of month

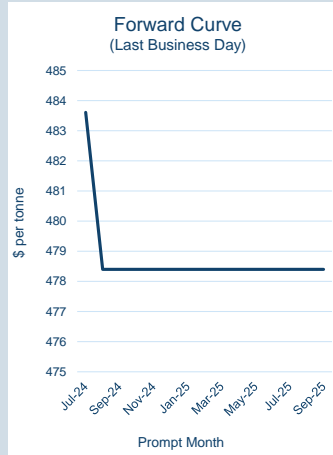
***LME Monthly Average Futures include contracts for aluminium, aluminium alloy, NASAAC, copper, nickel, lead, tin and zinc

Monthly Volumes & Futures Market Open Interest (MOI)



© The London Metal Exchange - An HKE X Company. 10 Finsbury Square, London EC2A 1AJ

The information contained within this presentation is for illustrative and educational purposes only and should not be relied upon in making any investment decision. The past performance of any commodity, derivative or other product referred to in the presentation cannot be relied upon as a guide to its future performance. Whilst every effort has been made to ensure the information is up-to-date and correct, the LME cannot guarantee that it is completely accurate and free from human error. The information is published "as is" without any warranty of any kind, express or implied, as to accuracy of the information and the LME shall not be liable for any losses or damage that may result from use of the presentation as a consequence of any inaccuracies in, or any omissions from, the information which it may contain. The information may not be reproduced, distributed or transmitted to any other person or incorporated in any way into another publication or other material.

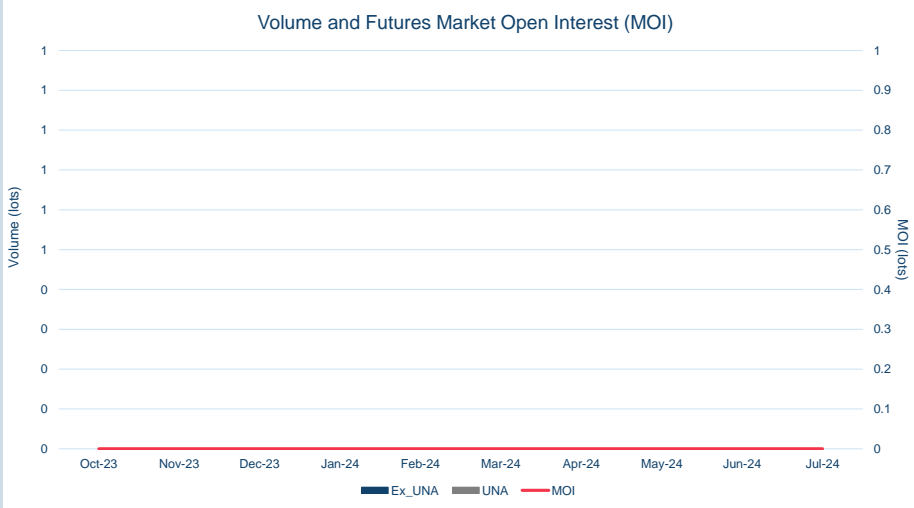


Front Month	
Average	\$487.70
Minimum	\$483.52
Maximum	\$505.00


Volume (ex UNA) Jul-2024	
Lots	-

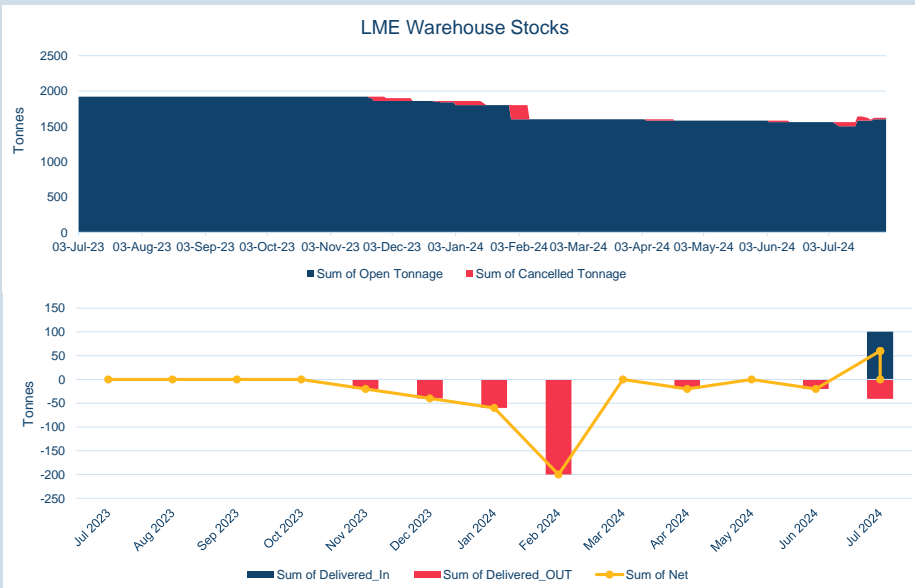
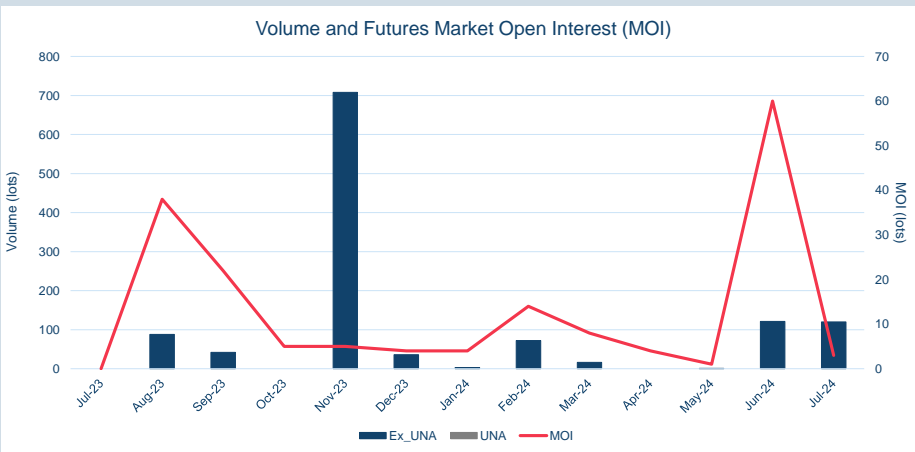
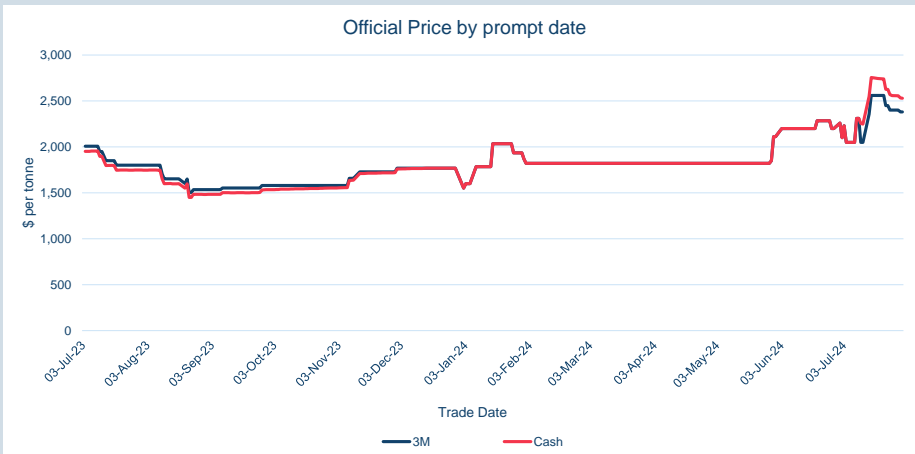
Volume (inc UNA) Jul-2024	
Lots	-
Tonnes	-

Volume Year To Date	
Lots	-
Tonnes	-



Prompt Month	End of Month - Daily Settlement	Volume (inc UNA)	End of Month - MOI
Jul-24	\$ 483.61	-	-
Aug-24	\$ 478.40	-	-
Sep-24	\$ 478.40	-	-
Oct-24	\$ 478.40	-	-
Nov-24	\$ 478.40	-	-
Dec-24	\$ 478.40	-	-
Jan-25	\$ 478.40	-	-
Feb-25	\$ 478.40	-	-
Mar-25	\$ 478.40	-	-
Apr-25	\$ 478.40	-	-
May-25	\$ 478.40	-	-
Jun-25	\$ 478.40	-	-
Jul-25	\$ 478.40	-	-
Aug-25	\$ 478.40	-	-
Sep-25	\$ 478.40	-	-





Cash	
Average	\$2,453.09
Minimum	\$2,050.00
Maximum	\$2,755.00

3M	
Average	\$2,330.22
Minimum	\$2,050.00
Maximum	\$2,560.00

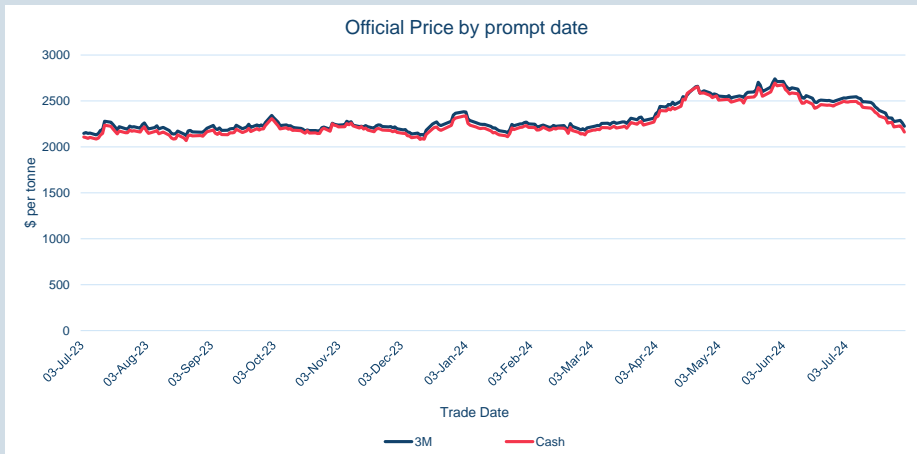
Volume (ex UNA)	Jul-2024
Lots	120

Volume (inc UNA)	Jul-2024
Lots	120
Tonnes	2,400

Volume	Year To Date
Lots	333
Tonnes	6,660

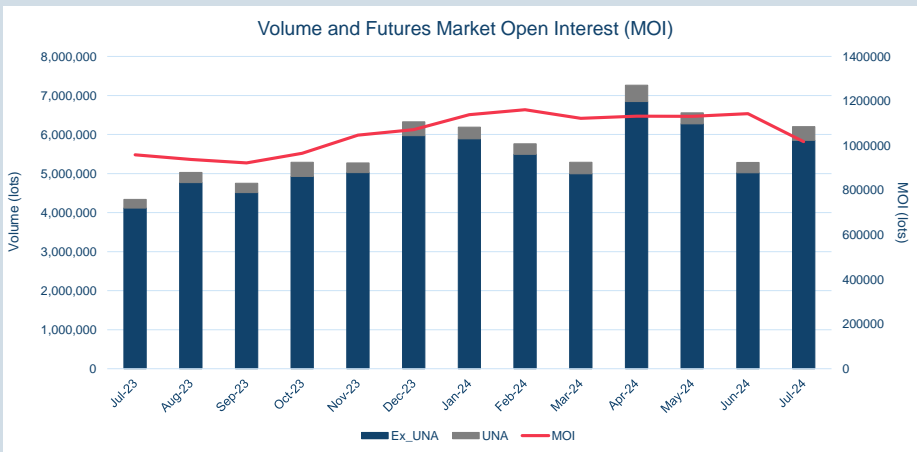
Warehouse Stock - Jul-24	
Delivered In	100
Delivered Out	40
Net	60

Warehouse Stock - Year To Date	
Delivered In	100
Delivered Out	340
Net	240



Cash	
Average	\$2,362.30
Minimum	\$2,161.50
Maximum	\$2,496.50

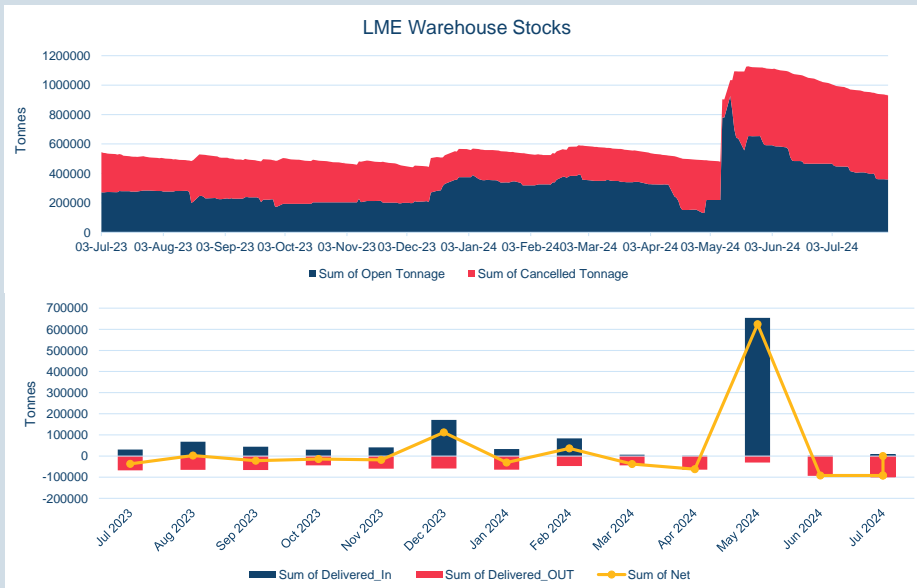
3M	
Average	\$2,417.02
Minimum	\$2,225.00
Maximum	\$2,545.00



Volume (ex UNA) Jul-2024	
Lots	5,853,255

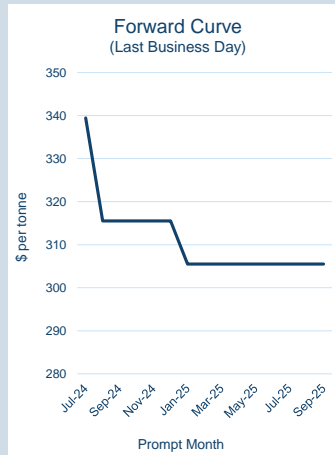
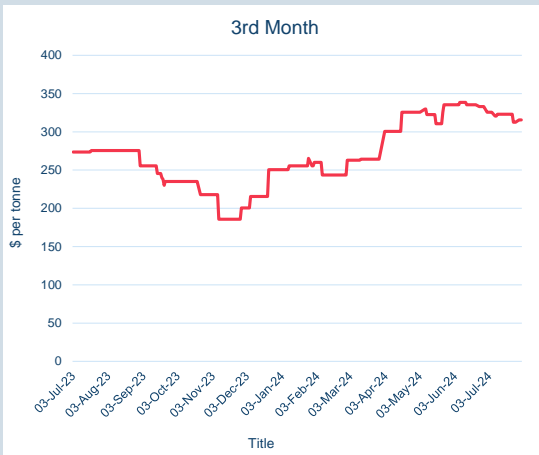
Volume (inc UNA) Jul-2024	
Lots	6,201,576
Tonnes	155,039,400

Volume Year To Date	
Lots	42,546,986
Tonnes	1,063,674,650



Warehouse Stock - Jul-24	
Delivered In	8,025
Delivered Out	- 100,050
Net	- 92,025

Warehouse Stock - Year To Date	
Delivered In	789,875
Delivered Out	- 444,075
Net	345,800

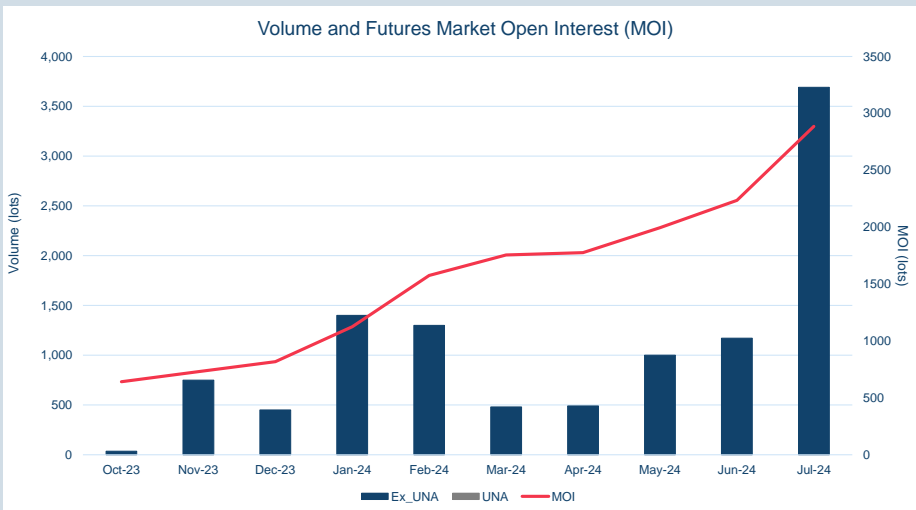


Front Month	
Average	\$338.74
Minimum	\$333.00
Maximum	\$339.44

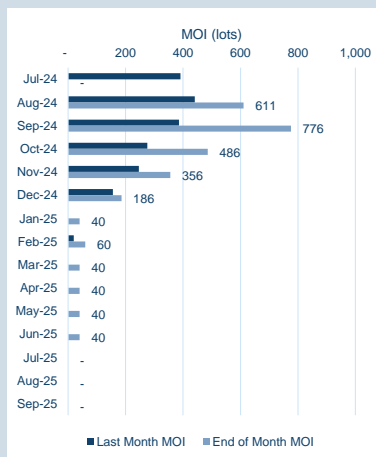
Volume (ex UNA) Jul-2024	
Lots	3,690

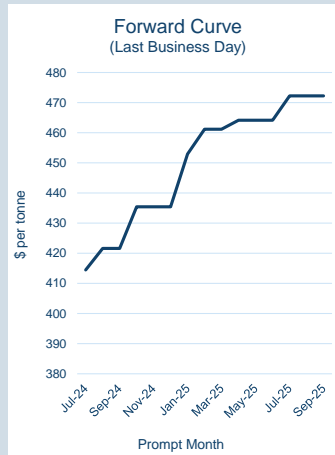
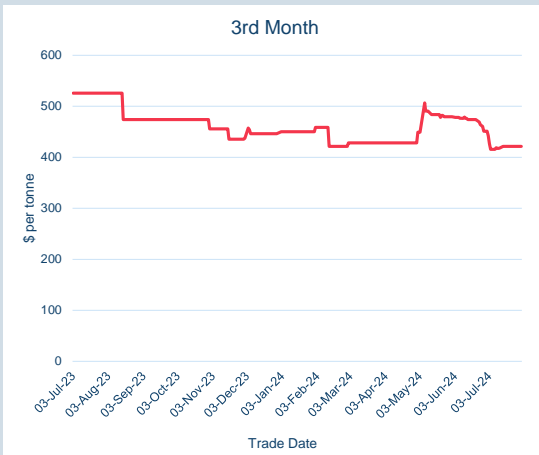
Volume (inc UNA) Jul-2024	
Lots	3,690
Tonnes	92,250

Volume Year To Date	
Lots	9,530
Tonnes	238,250



Prompt Month	End of Month - Daily Settlement	Volume (inc UNA)	End of Month - MOI
Jul-24	\$ 339.44	-	-
Aug-24	\$ 315.50	690	611
Sep-24	\$ 315.50	1,230	776
Oct-24	\$ 315.50	630	486
Nov-24	\$ 315.50	330	356
Dec-24	\$ 315.50	90	186
Jan-25	\$ 305.50	120	40
Feb-25	\$ 305.50	120	60
Mar-25	\$ 305.50	120	40
Apr-25	\$ 305.50	120	40
May-25	\$ 305.50	120	40
Jun-25	\$ 305.50	120	40
Jul-25	\$ 305.50	-	-
Aug-25	\$ 305.50	-	-
Sep-25	\$ 305.50	-	-



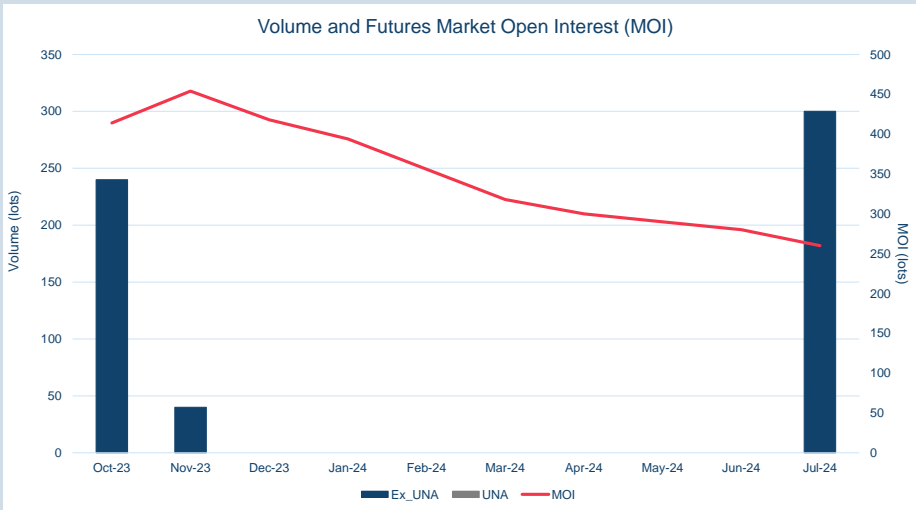


Front Month	
Average	\$416.19
Minimum	\$412.74
Maximum	\$451.34

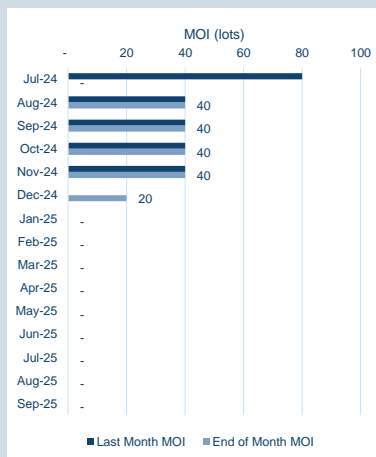
Volume (ex UNA)	Jul-2024
Lots	300

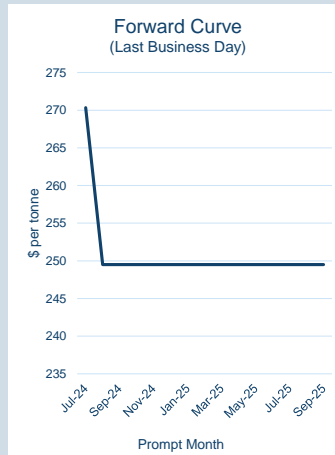
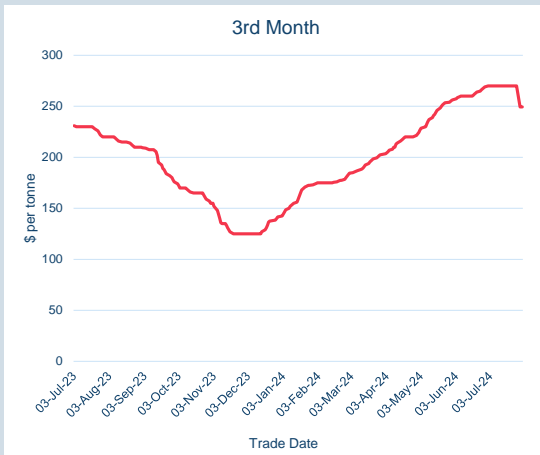
Volume (inc UNA)	Jul-2024
Lots	300
Tonnes	7,500

Volume	Year To Date
Lots	300
Tonnes	7,500



Prompt Month	End of Month - Daily Settlement	Volume (inc UNA)	End of Month - MOI
Jul-24	\$ 414.47	-	-
Aug-24	\$ 421.63	60	40
Sep-24	\$ 421.63	60	40
Oct-24	\$ 435.41	60	40
Nov-24	\$ 435.41	60	40
Dec-24	\$ 435.41	60	20
Jan-25	\$ 452.94	-	-
Feb-25	\$ 461.17	-	-
Mar-25	\$ 461.17	-	-
Apr-25	\$ 464.17	-	-
May-25	\$ 464.17	-	-
Jun-25	\$ 464.17	-	-
Jul-25	\$ 472.24	-	-
Aug-25	\$ 472.24	-	-
Sep-25	\$ 472.24	-	-



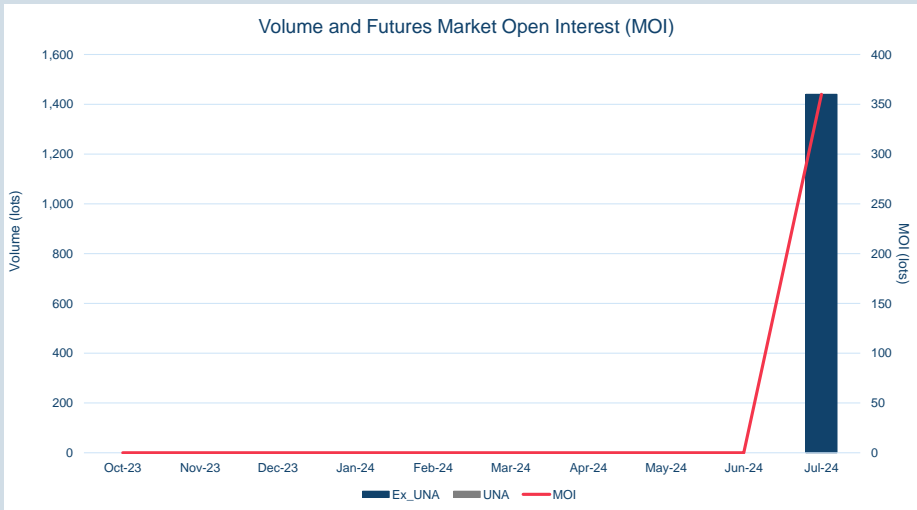


Front Month	
Average	\$270.01
Minimum	\$270.00
Maximum	\$270.33

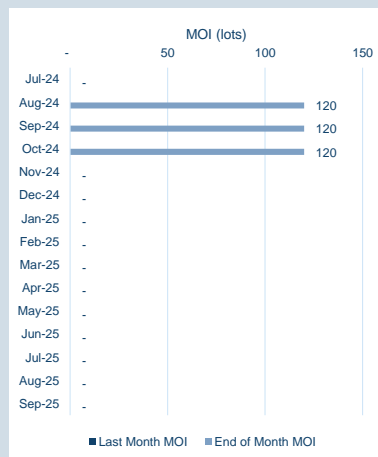
Volume (ex UNA) Jul-2024	
Lots	1,440

Volume (inc UNA) Jul-2024	
Lots	1,440
Tonnes	36,000

Volume Year To Date	
Lots	1,440
Tonnes	36,000



Prompt Month	End of Month - Daily Settlement	Volume (inc UNA)	End of Month - MOI
Jul-24	\$ 270.33	-	-
Aug-24	\$ 249.50	480	120
Sep-24	\$ 249.50	480	120
Oct-24	\$ 249.50	480	120
Nov-24	\$ 249.50	-	-
Dec-24	\$ 249.50	-	-
Jan-25	\$ 249.50	-	-
Feb-25	\$ 249.50	-	-
Mar-25	\$ 249.50	-	-
Apr-25	\$ 249.50	-	-
May-25	\$ 249.50	-	-
Jun-25	\$ 249.50	-	-
Jul-25	\$ 249.50	-	-
Aug-25	\$ 249.50	-	-
Sep-25	\$ 249.50	-	-



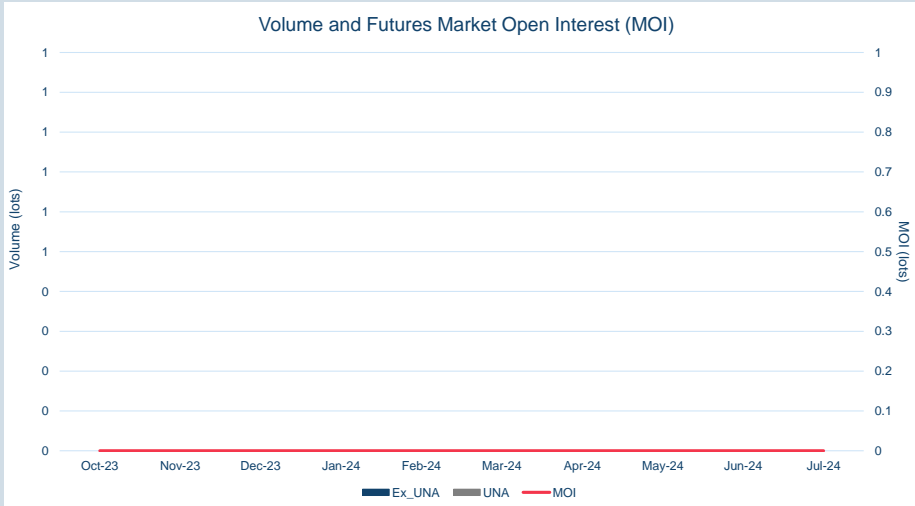


Front Month	
Average	\$2,125.08
Minimum	\$2,080.86
Maximum	\$2,179.57

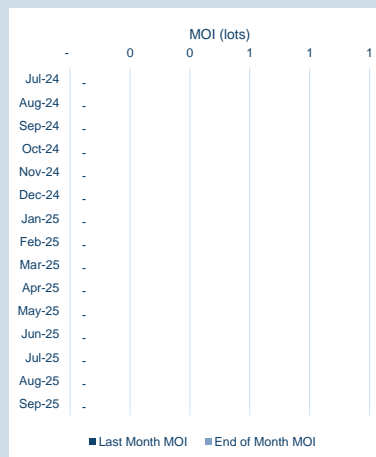
Volume (ex UNA) Jul-2024	
Lots	-

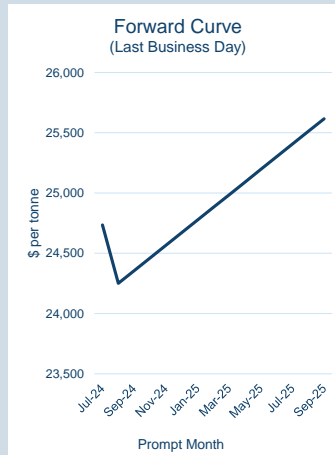
Volume (inc UNA) Jul-2024	
Lots	-
Tonnes	-

Volume Year To Date	
Lots	-
Tonnes	-



Prompt Month	End of Month - Daily Settlement	Volume (inc UNA)	End of Month - MOI
Jul-24	\$ 2,080.86	-	-
Aug-24	\$ 2,000.70	-	-
Sep-24	\$ 2,000.70	-	-
Oct-24	\$ 2,000.70	-	-
Nov-24	\$ 2,000.70	-	-
Dec-24	\$ 2,000.70	-	-
Jan-25	\$ 2,000.70	-	-
Feb-25	\$ 2,000.70	-	-
Mar-25	\$ 2,000.70	-	-
Apr-25	\$ 2,000.70	-	-
May-25	\$ 2,000.70	-	-
Jun-25	\$ 2,000.70	-	-
Jul-25	\$ 2,000.70	-	-
Aug-25	\$ 2,000.70	-	-
Sep-25	\$ 2,000.70	-	-



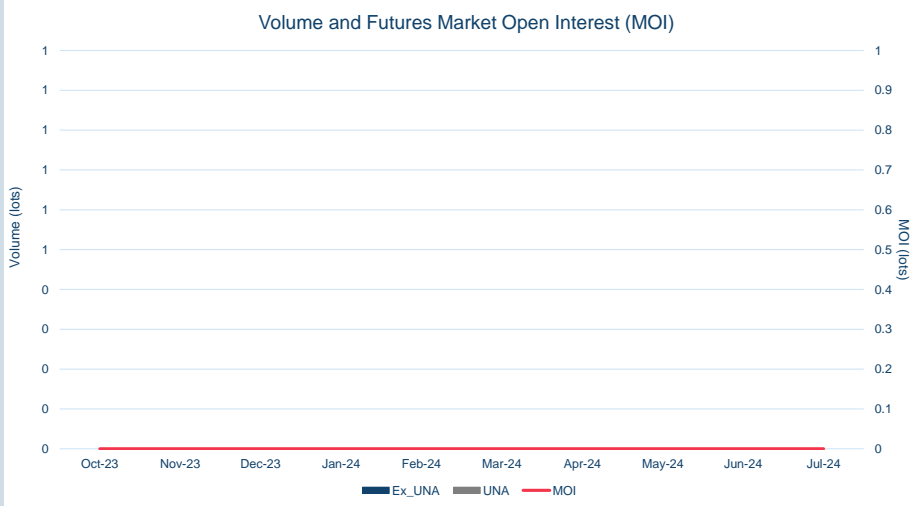


Front Month	
Average	\$24,906.65
Minimum	\$24,735.87
Maximum	\$25,295.65


Volume (ex UNA) Jul-2024	
Lots	-

Volume (inc UNA) Jul-2024	
Lots	-
Tonnes	-

Volume Year To Date	
Lots	-
Tonnes	-



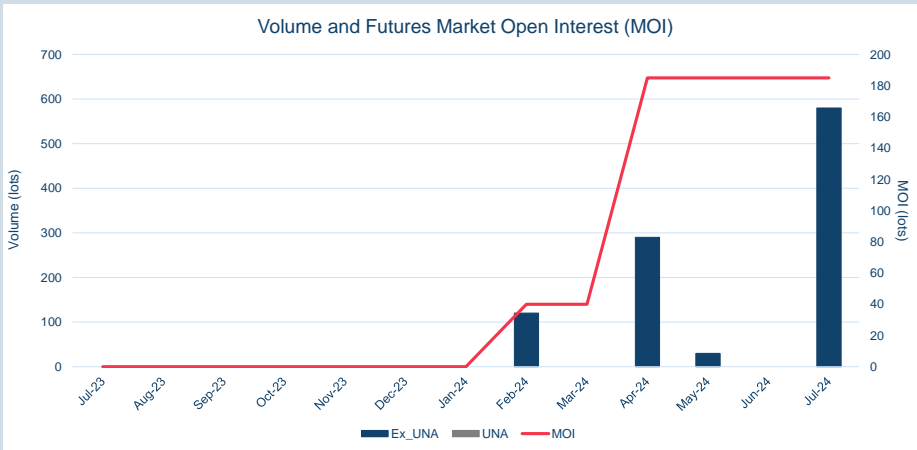
Prompt Month	End of Month - Daily Settlement	Volume (inc UNA)	End of Month - MOI
Jul-24	\$ 24,735.87	-	-
Aug-24	\$ 24,250.85	-	-
Sep-24	\$ 24,355.85	-	-
Oct-24	\$ 24,460.85	-	-
Nov-24	\$ 24,565.85	-	-
Dec-24	\$ 24,670.85	-	-
Jan-25	\$ 24,775.85	-	-
Feb-25	\$ 24,880.85	-	-
Mar-25	\$ 24,985.85	-	-
Apr-25	\$ 25,090.85	-	-
May-25	\$ 25,195.85	-	-
Jun-25	\$ 25,300.85	-	-
Jul-25	\$ 25,405.85	-	-
Aug-25	\$ 25,510.85	-	-
Sep-25	\$ 25,615.85	-	-





Cash	
Average	\$26,423.48
Minimum	\$26,175.00
Maximum	\$26,760.00

3M	
Average	\$26,853.26
Minimum	\$26,625.00
Maximum	\$27,150.00



Volume (ex UNA) Jul-2024	
Lots	580

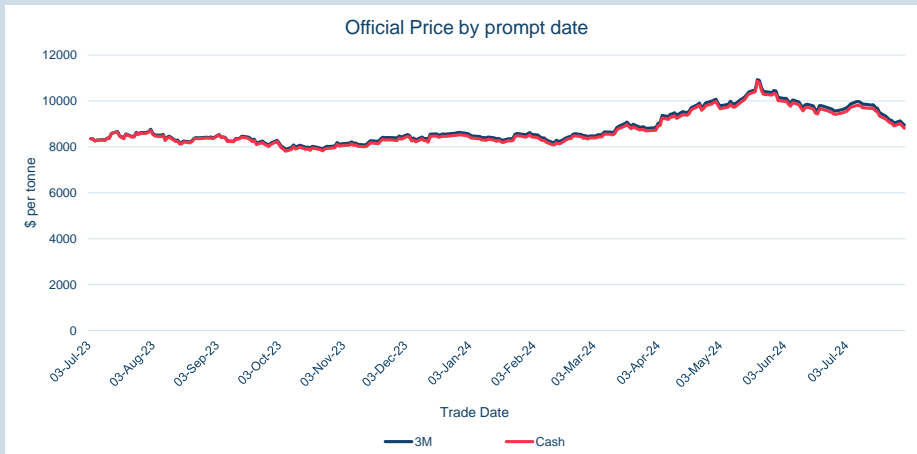
Volume (inc UNA) Jul-2024	
Lots	580
Tonnes	580

Volume Year To Date	
Lots	1,020
Tonnes	1,020



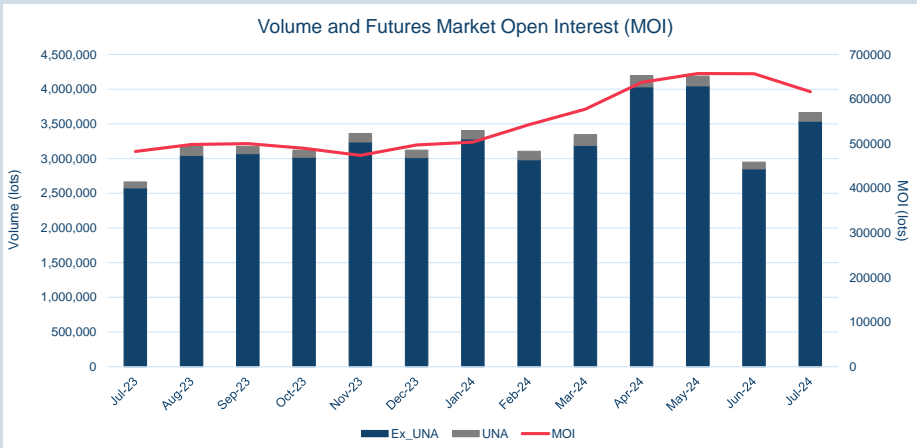
Warehouse Stock - Jul-24	
Delivered In	23
Delivered Out	0
Net	23

Warehouse Stock - Year to Date	
Delivered In	23
Delivered Out	0
Net	23



Cash	
Average	\$9,393.57
Minimum	\$8,809.00
Maximum	\$9,809.00

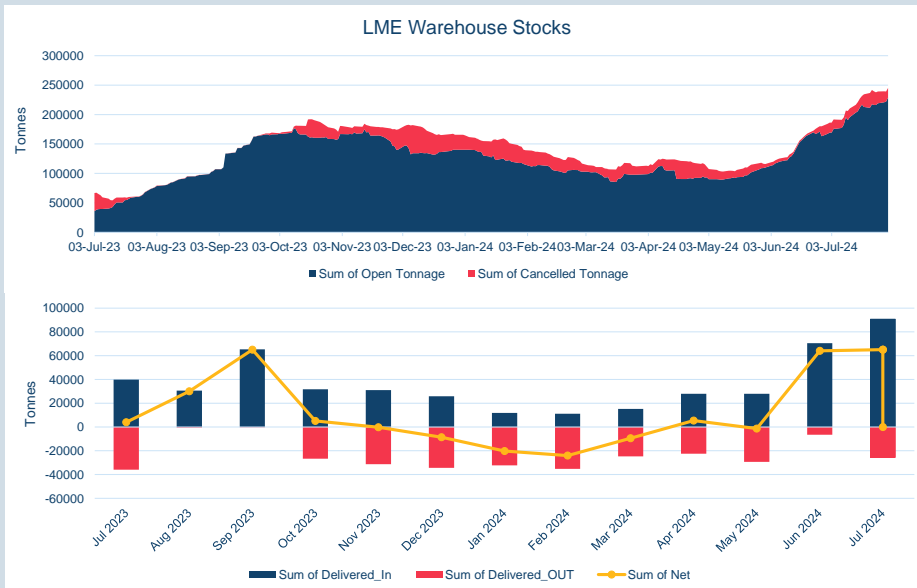
3M	
Average	\$9,536.33
Minimum	\$8,949.00
Maximum	\$9,971.50



Volume (ex UNA) Jul-2024	
Lots	3,539,283

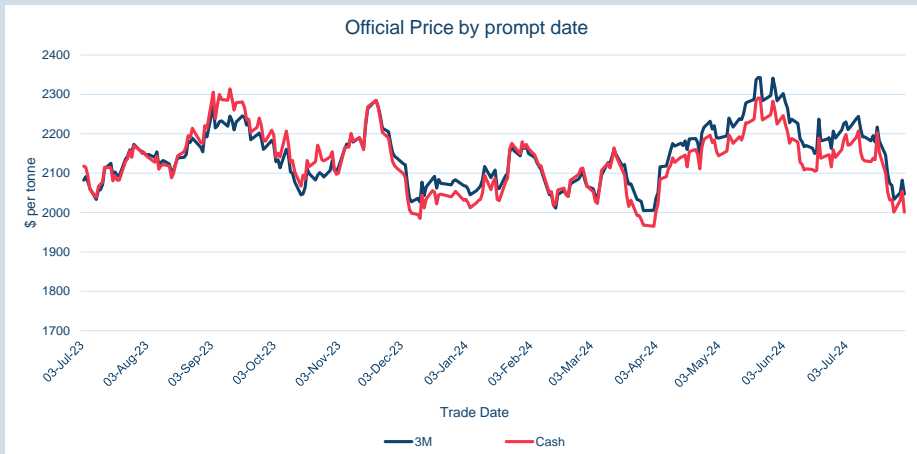
Volume (inc UNA) Jul-2024	
Lots	3,663,706
Tonnes	91,592,650

Volume Year To Date	
Lots	24,851,598
Tonnes	621,289,950



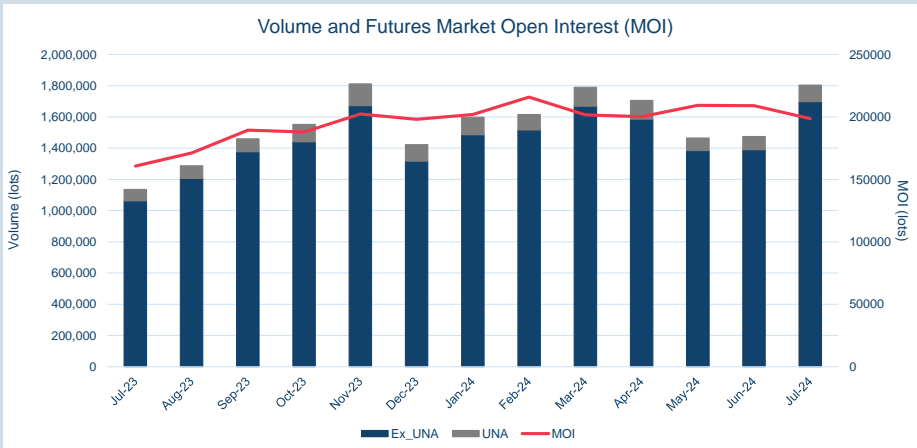
Warehouse Stock - Jul-24	
Delivered In	90,925
Delivered Out	-25,825
Net	65,100

Warehouse Stock - Year To Date	
Delivered In	255,575
Delivered Out	-176,125
Net	79,450



Cash	
Average	\$2,114.35
Minimum	\$2,001.00
Maximum	\$2,207.50

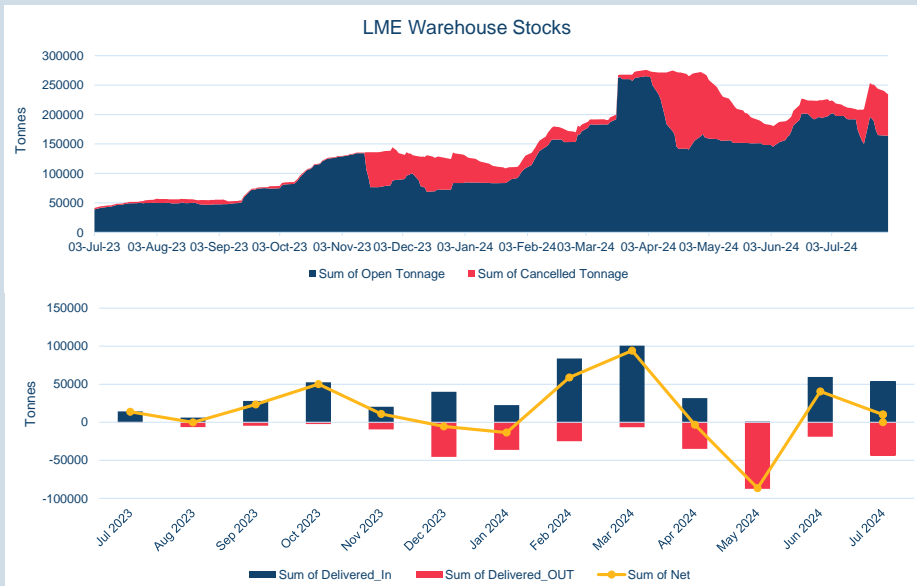
3M	
Average	\$2,155.43
Minimum	\$2,033.00
Maximum	\$2,244.00



Volume (ex UNA) Jul-2024	
Lots	1,697,703

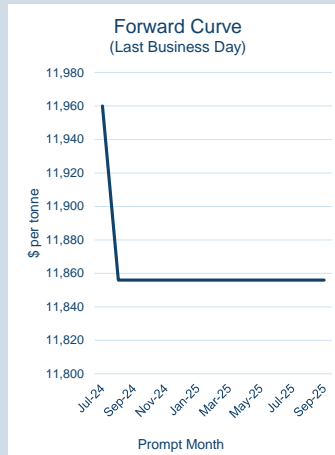
Volume (inc UNA) Jul-2024	
Lots	1,803,716
Tonnes	45,092,900

Volume Year To Date	
Lots	11,454,329
Tonnes	286,358,225



Warehouse Stock - Jul-24	
Delivered In	53,800
Delivered Out	-43,675
Net	10,125

Warehouse Stock - Year To Date	
Delivered In	353,325
Delivered Out	-252,900
Net	100,425

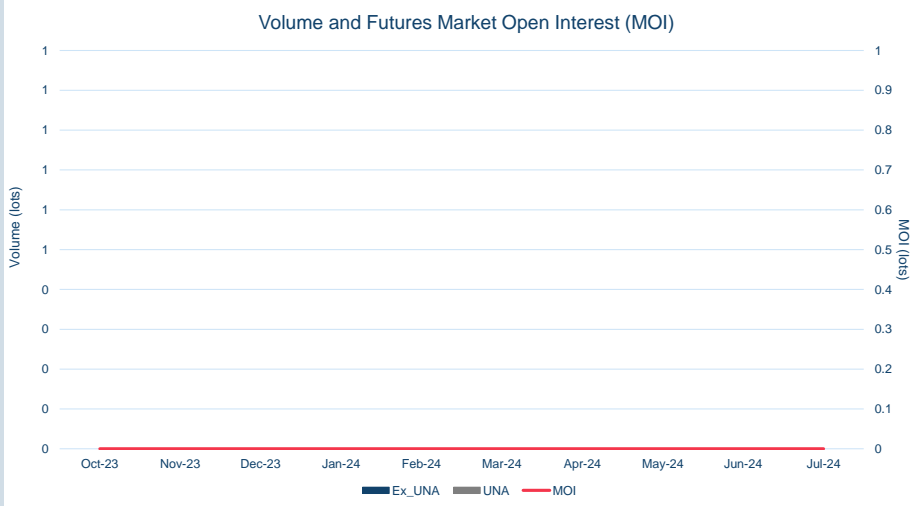


Front Month	
Average	\$12,016.79
Minimum	\$11,928.26
Maximum	\$12,250.00


Volume (ex UNA) Jul-2024	
Lots	-

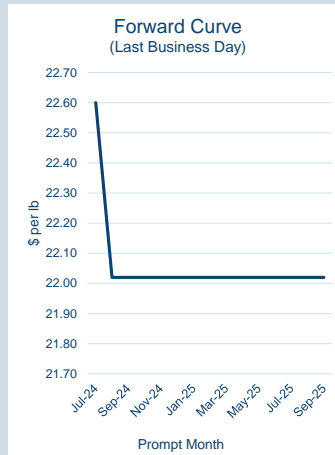
Volume (inc UNA) Jul-2024	
Lots	-
Tonnes	-

Volume Year To Date	
Lots	-
Tonnes	-



Prompt Month	End of Month - Daily Settlement	Volume (inc UNA)	End of Month - MOI
Jul-24	\$ 11,960.00	-	-
Aug-24	\$ 11,856.00	-	-
Sep-24	\$ 11,856.00	-	-
Oct-24	\$ 11,856.00	-	-
Nov-24	\$ 11,856.00	-	-
Dec-24	\$ 11,856.00	-	-
Jan-25	\$ 11,856.00	-	-
Feb-25	\$ 11,856.00	-	-
Mar-25	\$ 11,856.00	-	-
Apr-25	\$ 11,856.00	-	-
May-25	\$ 11,856.00	-	-
Jun-25	\$ 11,856.00	-	-
Jul-25	\$ 11,856.00	-	-
Aug-25	\$ 11,856.00	-	-
Sep-25	\$ 11,856.00	-	-



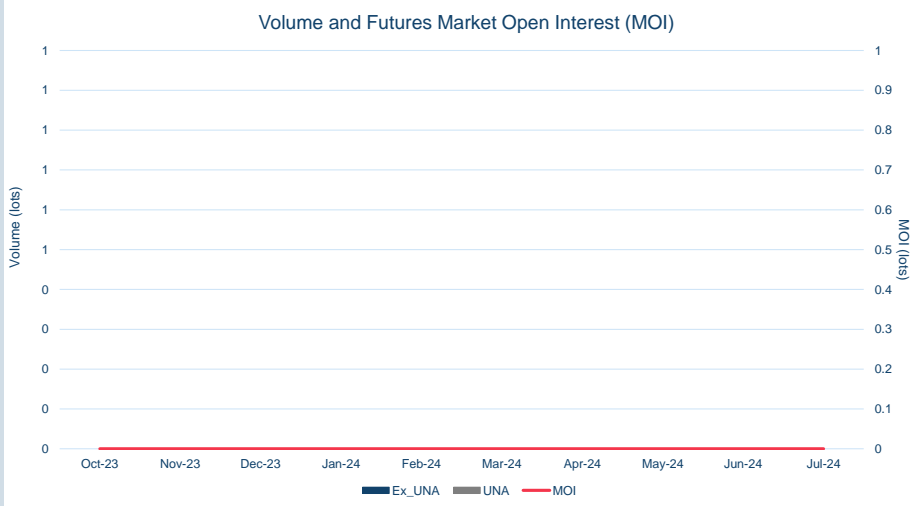


Front Month	
Average	\$22.82
Minimum	\$22.60
Maximum	\$23.17

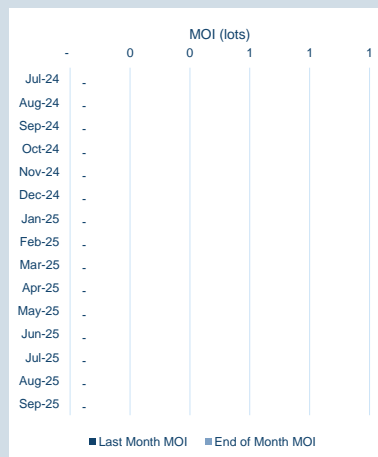
Volume (ex UNA) Jul-2024	
Lots	-

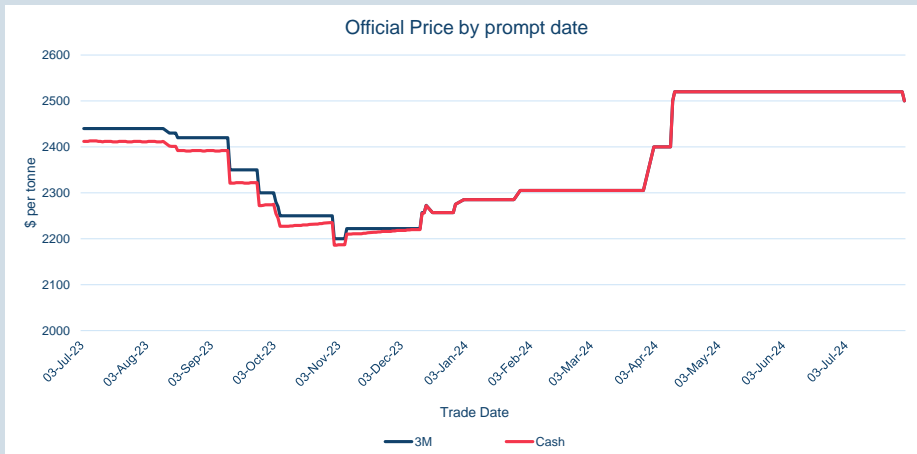
Volume (inc UNA) Jul-2024	
Lots	-
Tonnes	-

Volume Year To Date	
Lots	-
Tonnes	-



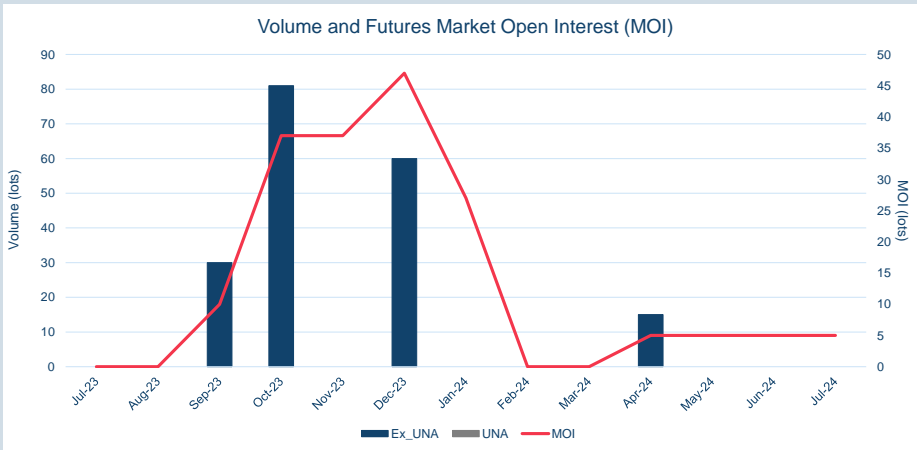
Prompt Month	End of Month - Daily Settlement	Volume (inc UNA)	End of Month - MOI
Jul-24	\$ 22.60	-	-
Aug-24	\$ 22.02	-	-
Sep-24	\$ 22.02	-	-
Oct-24	\$ 22.02	-	-
Nov-24	\$ 22.02	-	-
Dec-24	\$ 22.02	-	-
Jan-25	\$ 22.02	-	-
Feb-25	\$ 22.02	-	-
Mar-25	\$ 22.02	-	-
Apr-25	\$ 22.02	-	-
May-25	\$ 22.02	-	-
Jun-25	\$ 22.02	-	-
Jul-25	\$ 22.02	-	-
Aug-25	\$ 22.02	-	-
Sep-25	\$ 22.02	-	-





Cash	
Average	\$2,518.26
Minimum	\$2,500.00
Maximum	\$2,520.00

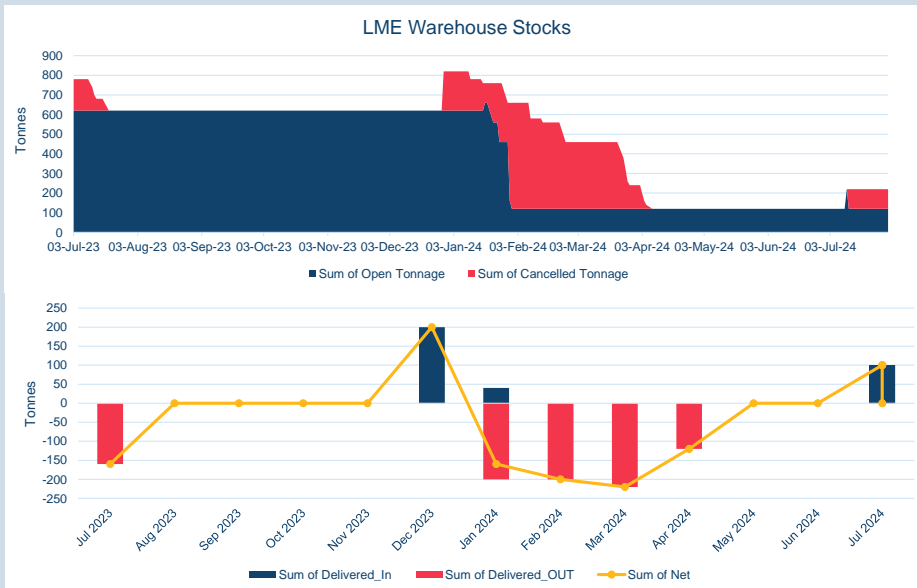
3M	
Average	\$2,518.26
Minimum	\$2,500.00
Maximum	\$2,520.00



Volume (ex UNA)	Jul-2024
Lots	-

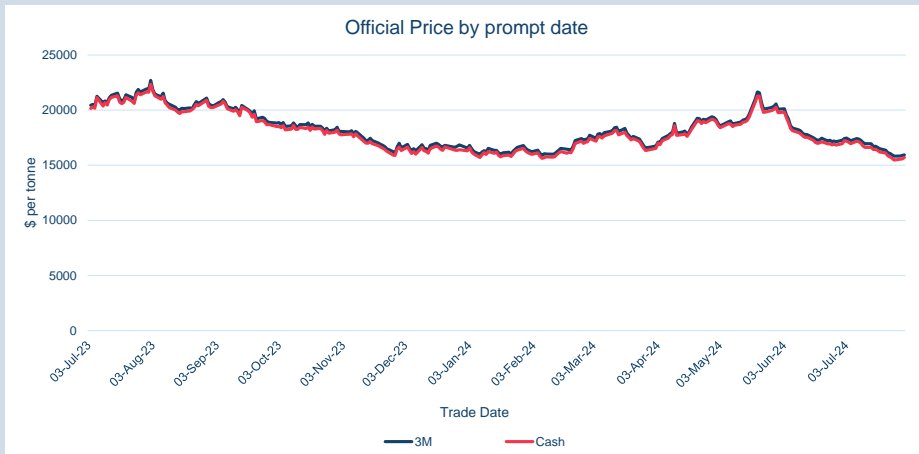
Volume (inc UNA)	Jul-2024
Lots	-
Tonnes	-

Volume	Year To Date
Lots	15
Tonnes	300



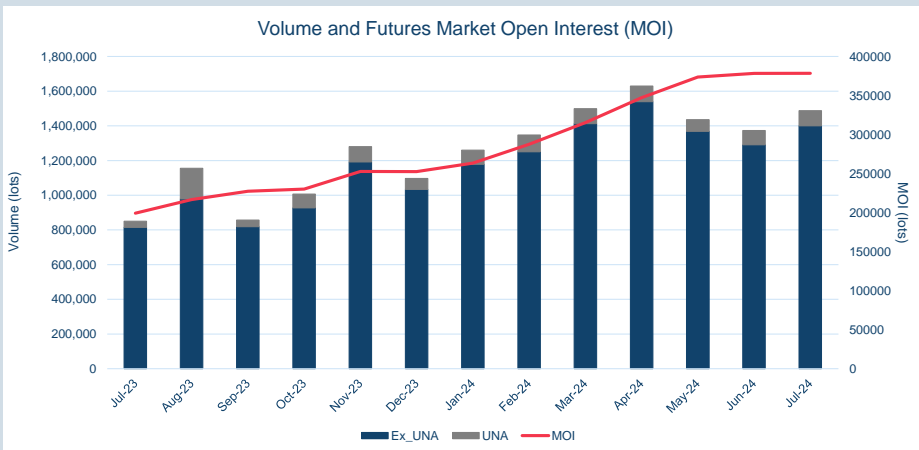
Warehouse Stock - Jul-24	
Delivered In	100
Delivered Out	0
Net	100

Warehouse Stock - Year To Date	
Delivered In	140
Delivered Out	-740
Net	-600



Cash	
Average	\$16,396.30
Minimum	\$15,470.00
Maximum	\$17,220.00

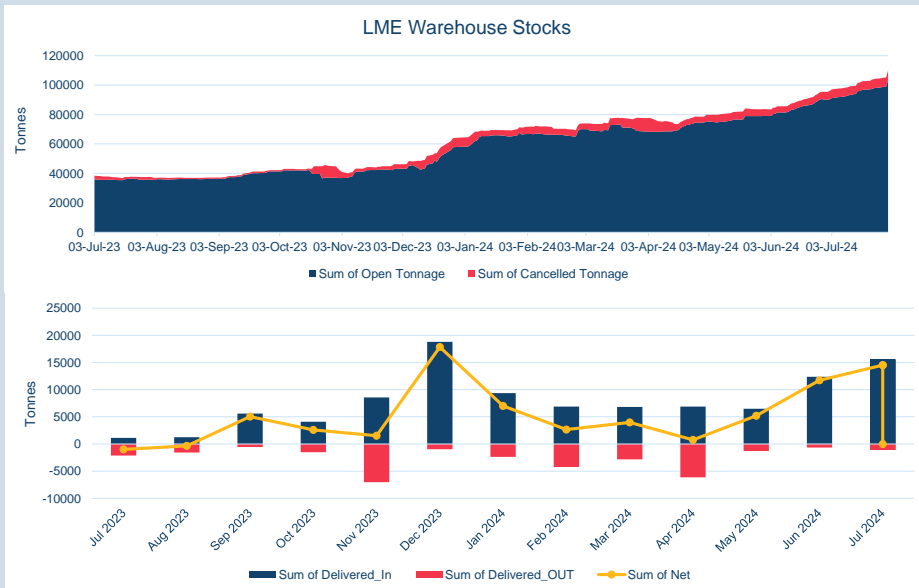
3M	
Average	\$16,679.57
Minimum	\$15,825.00
Maximum	\$17,475.00



Volume (ex UNA) Jul-2024	
Lots	1,400,271

Volume (inc UNA) Jul-2024	
Lots	1,487,228
Tonnes	8,923,368

Volume Year To Date	
Lots	10,032,636
Tonnes	60,195,816



Warehouse Stock - Jul-24	
Delivered In	15,588
Delivered Out	-1,074
Net	14,514

Warehouse Stock - Year To Date	
Delivered In	64,410
Delivered Out	-18,618
Net	45,792

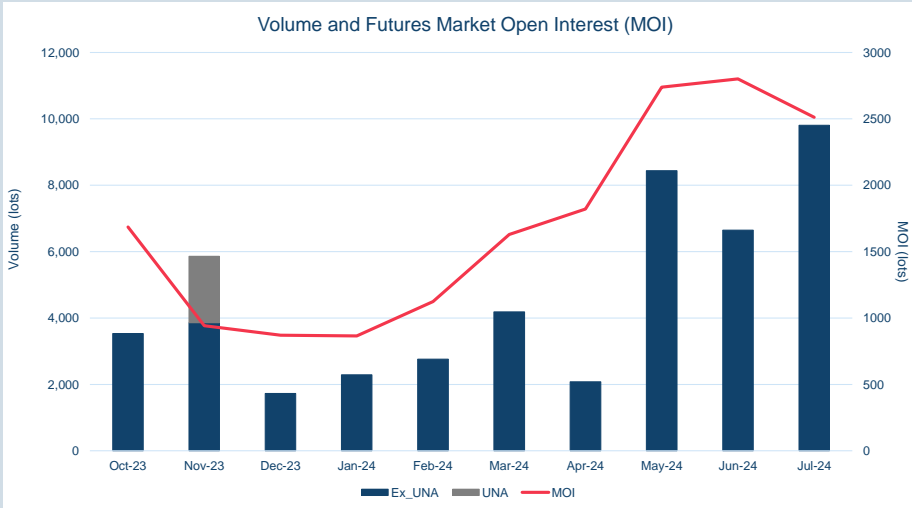


Front Month	
Average	\$576.26
Minimum	\$570.00
Maximum	\$584.00

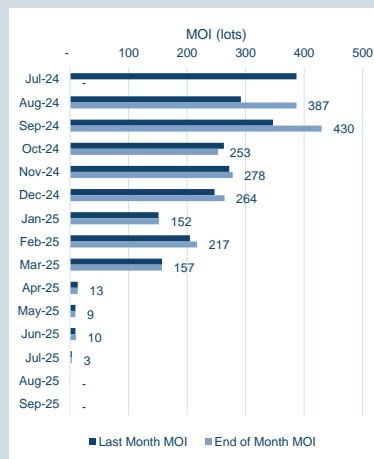
Volume (ex UNA) Jul-2024	
Lots	9,809

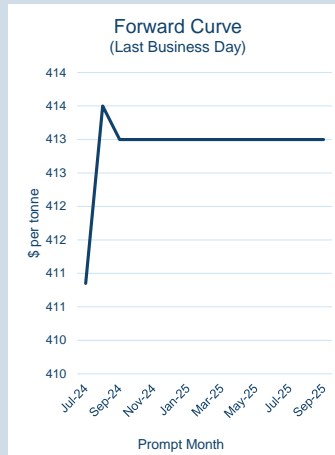
Volume (inc UNA) Jul-2024	
Lots	9,809
Tonnes	98,090

Volume Year To Date	
Lots	36,201
Tonnes	362,010



Prompt Month	End of Month - Daily Settlement	Volume (inc UNA)	End of Month - MOI
Jul-24	\$ 577.07	511	-
Aug-24	\$ 577.50	4,162	387
Sep-24	\$ 577.00	1,586	430
Oct-24	\$ 579.50	1,328	253
Nov-24	\$ 581.50	1,210	278
Dec-24	\$ 582.00	829	264
Jan-25	\$ 588.50	84	152
Feb-25	\$ 589.50	81	217
Mar-25	\$ 589.50	-	157
Apr-25	\$ 590.00	-	13
May-25	\$ 590.50	-	9
Jun-25	\$ 592.00	18	10
Jul-25	\$ 592.00	-	3
Aug-25	\$ 592.00	-	-
Sep-25	\$ 592.00	-	-



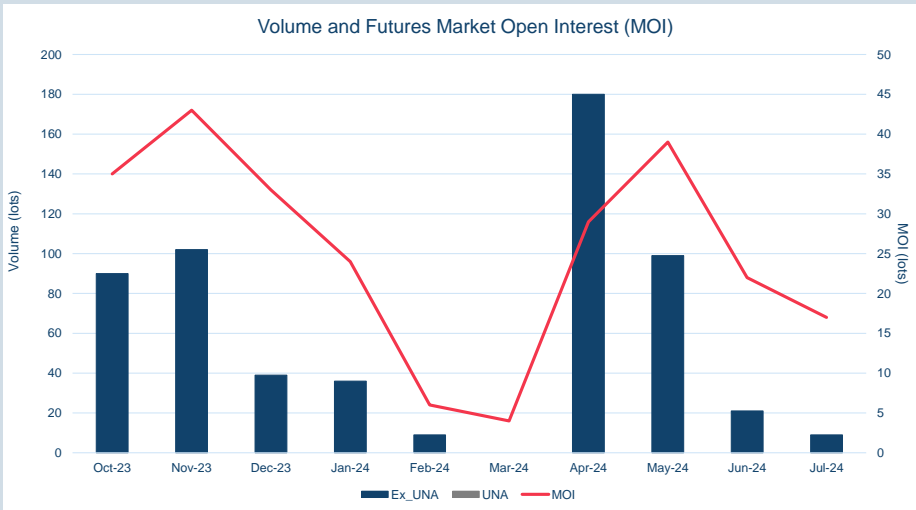


Front Month	
Average	\$419.52
Minimum	\$410.85
Maximum	\$420.50

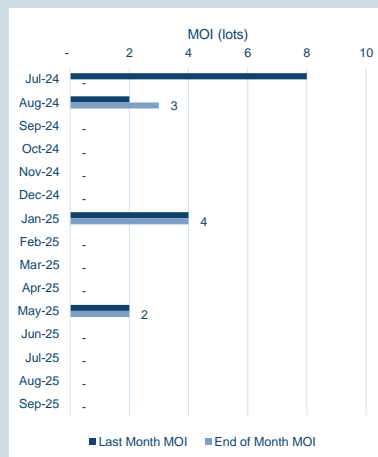
Volume (ex UNA) Jul-2024	
Lots	9

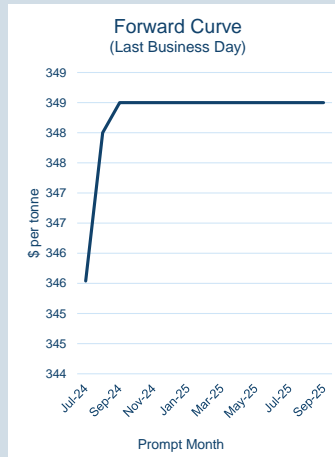
Volume (inc UNA) Jul-2024	
Lots	9
Tonnes	90

Volume Year To Date	
Lots	354
Tonnes	3,540



Prompt Month	End of Month - Daily Settlement	Volume (inc UNA)	End of Month - MOI
Jul-24	\$ 410.85	-	-
Aug-24	\$ 413.50	9	3
Sep-24	\$ 413.00	-	-
Oct-24	\$ 413.00	-	-
Nov-24	\$ 413.00	-	-
Dec-24	\$ 413.00	-	-
Jan-25	\$ 413.00	-	4
Feb-25	\$ 413.00	-	-
Mar-25	\$ 413.00	-	-
Apr-25	\$ 413.00	-	-
May-25	\$ 413.00	-	2
Jun-25	\$ 413.00	-	-
Jul-25	\$ 413.00	-	-
Aug-25	\$ 413.00	-	-
Sep-25	\$ 413.00	-	-



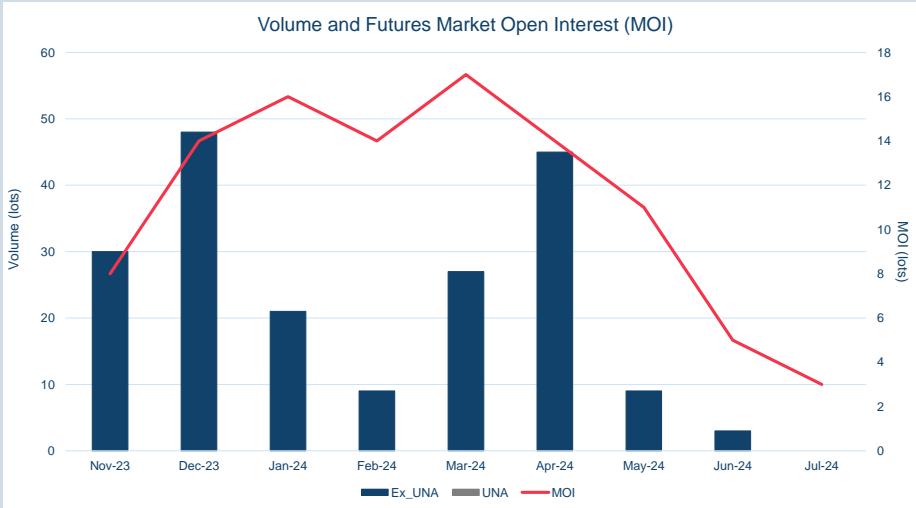


Front Month	
Average	\$346.94
Minimum	\$345.54
Maximum	\$347.00

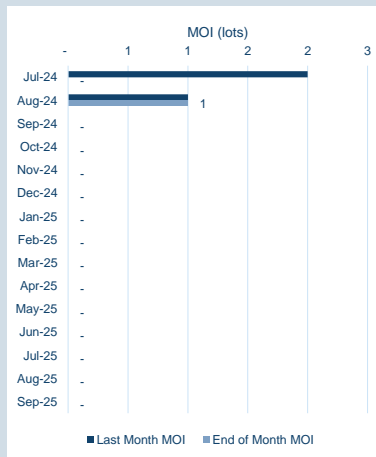
Volume (ex UNA) Jul-2024	
Lots	-

Volume (inc UNA) Jul-2024	
Lots	-
Tonnes	-

Volume Year To Date	
Lots	114
Tonnes	1,140



Prompt Month	End of Month - Daily Settlement	Volume (inc UNA)	End of Month - MOI
Jul-24	\$ 345.54	-	-
Aug-24	\$ 348.00	-	1
Sep-24	\$ 348.50	-	-
Oct-24	\$ 348.50	-	-
Nov-24	\$ 348.50	-	-
Dec-24	\$ 348.50	-	-
Jan-25	\$ 348.50	-	-
Feb-25	\$ 348.50	-	-
Mar-25	\$ 348.50	-	-
Apr-25	\$ 348.50	-	-
May-25	\$ 348.50	-	-
Jun-25	\$ 348.50	-	-
Jul-25	\$ 348.50	-	-
Aug-25	\$ 348.50	-	-
Sep-25	\$ 348.50	-	-



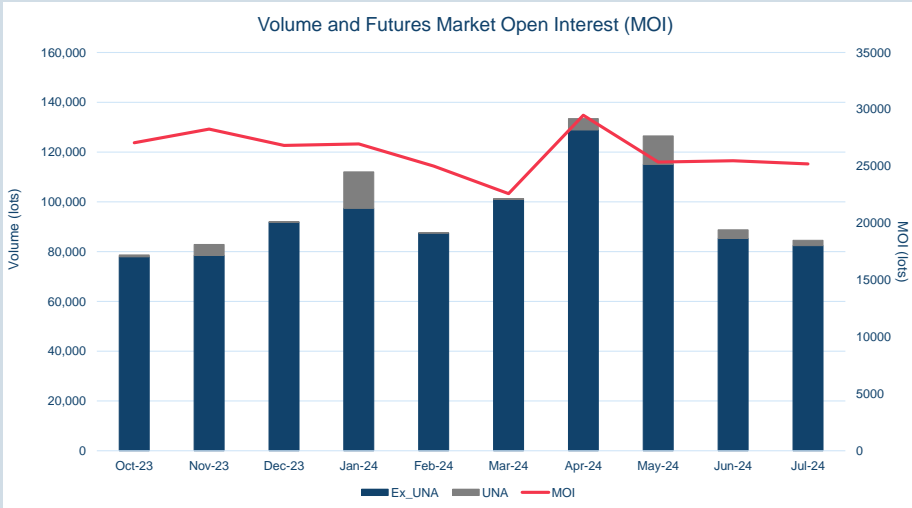


Front Month	
Average	\$388.61
Minimum	\$386.00
Maximum	\$390.50

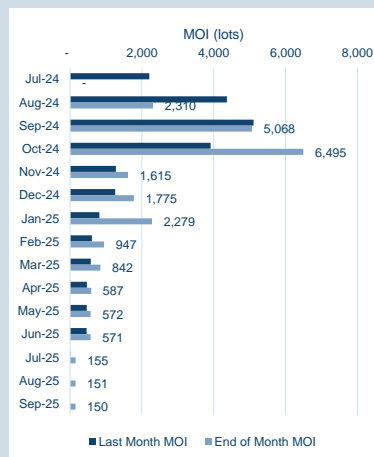
Volume (ex UNA) Jul-2024	
Lots	82,418

Volume (inc UNA) Jul-2024	
Lots	84,518
Tonnes	845,180

Volume Year To Date	
Lots	734,043
Tonnes	7,340,430



Prompt Month	End of Month - Daily Settlement	Volume (inc UNA)	End of Month - MOI
Jul-24	\$ 389.54	883	-
Aug-24	\$ 381.50	26,883	2,310
Sep-24	\$ 376.00	29,608	5,068
Oct-24	\$ 378.00	13,609	6,495
Nov-24	\$ 380.00	3,177	1,615
Dec-24	\$ 382.50	3,553	1,775
Jan-25	\$ 384.00	2,754	2,279
Feb-25	\$ 385.00	1,135	947
Mar-25	\$ 389.50	784	842
Apr-25	\$ 390.00	394	587
May-25	\$ 390.00	316	572
Jun-25	\$ 390.00	323	571
Jul-25	\$ 392.50	374	155
Aug-25	\$ 390.50	375	151
Sep-25	\$ 390.50	350	150



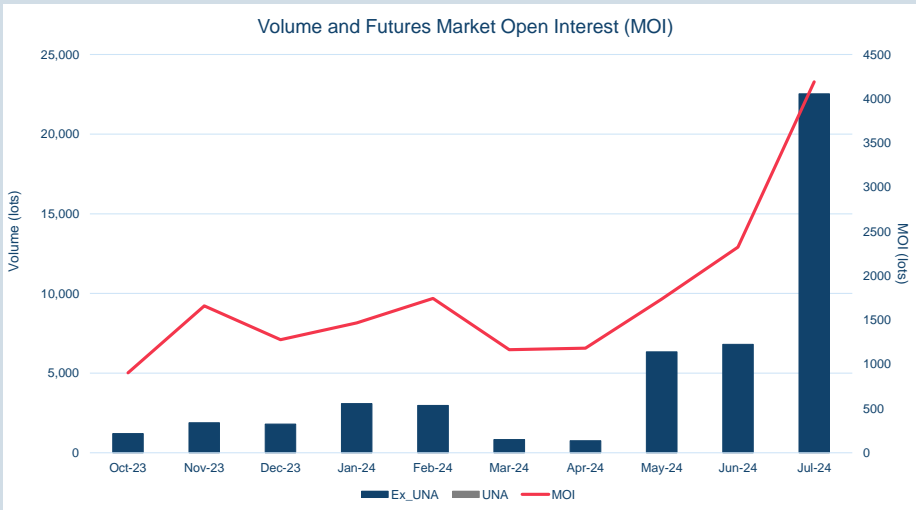


Front Month	
Average	\$510.76
Minimum	\$498.50
Maximum	\$529.00

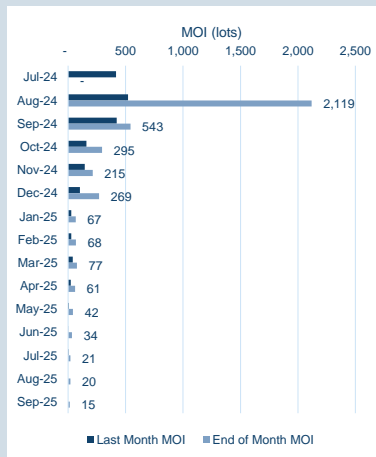
Volume (ex UNA) Jul-2024	
Lots	22,531

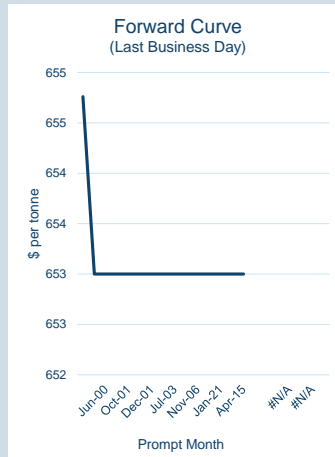
Volume (inc UNA) Jul-2024	
Lots	22,531
Tonnes	225,310

Volume Year To Date	
Lots	43,321
Tonnes	433,210



Prompt Month	End of Month - Daily Settlement	Volume (inc UNA)	End of Month - MOI
Jul-24	\$ 501.43	281	-
Aug-24	\$ 493.50	13,032	2,119
Sep-24	\$ 505.00	3,854	543
Oct-24	\$ 510.00	1,623	295
Nov-24	\$ 516.00	1,084	215
Dec-24	\$ 523.50	1,890	269
Jan-25	\$ 530.00	148	67
Feb-25	\$ 530.00	115	68
Mar-25	\$ 534.50	89	77
Apr-25	\$ 536.00	94	61
May-25	\$ 537.00	70	42
Jun-25	\$ 538.50	90	34
Jul-25	\$ 536.50	73	21
Aug-25	\$ 533.00	58	20
Sep-25	\$ 533.00	30	15



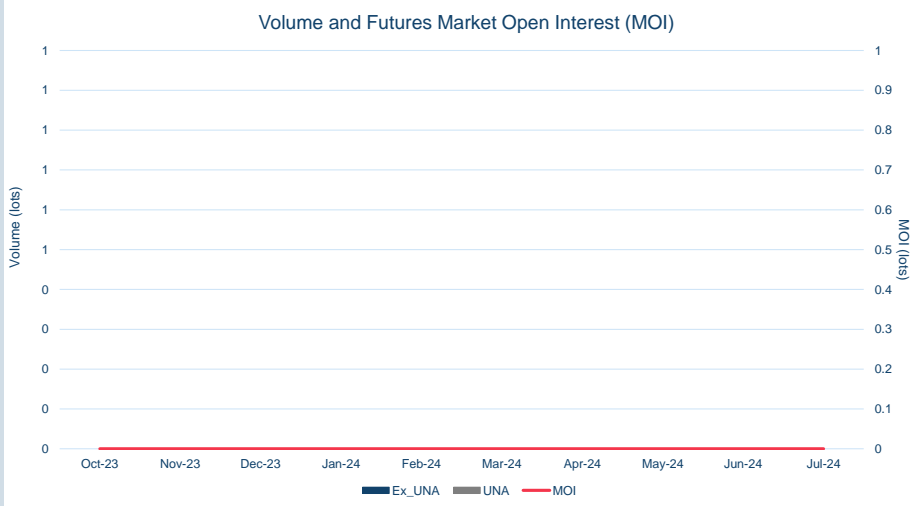


Front Month	
Average	\$658.58
Minimum	\$652.38
Maximum	\$675.00

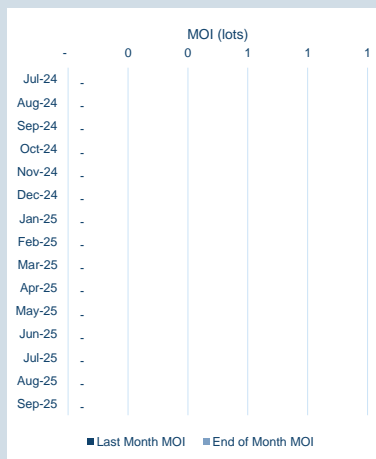
Volume (ex UNA) Jul-2024	
Lots	-

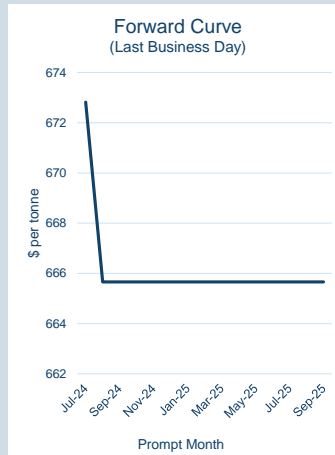
Volume (inc UNA) Jul-2024	
Lots	-
Tonnes	-

Volume Year To Date	
Lots	-
Tonnes	-



Prompt Month	End of Month - Daily Settlement	Volume (inc UNA)	End of Month - MOI
Jan-00	\$ 654.76	-	-
Jun-00	\$ 653.00	-	-
Jun-00	\$ 653.00	-	-
Jun-00	\$ 653.00	-	-
Oct-01	\$ 653.00	-	-
Oct-01	\$ 653.00	-	-
Dec-01	\$ 653.00	-	-
Jan-03	\$ 653.00	-	-
Jul-03	\$ 653.00	-	-
Dec-06	\$ 653.00	-	-
Nov-06	\$ 653.00	-	-
Nov-06	\$ 653.00	-	-
Jan-21	\$ 653.00	-	-
Feb-19	\$ 653.00	-	-
Apr-15	\$ 653.00	-	-



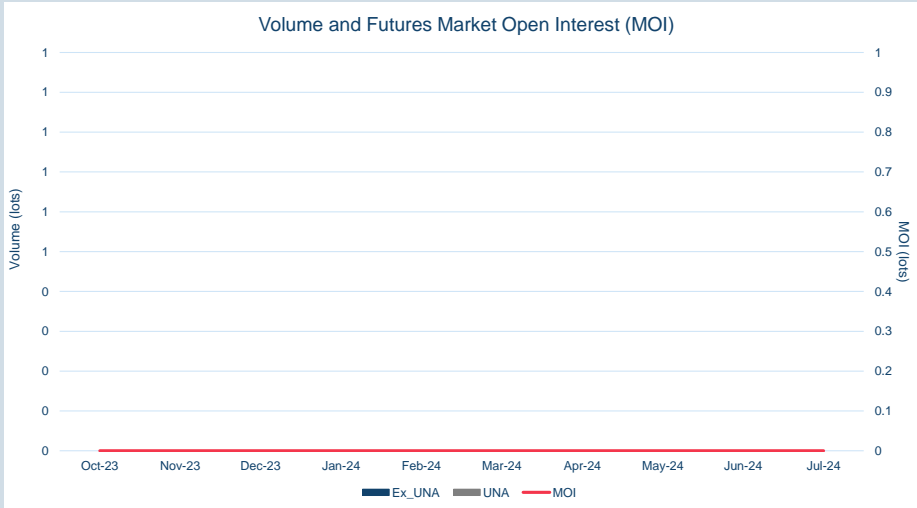


Front Month	
Average	\$671.60
Minimum	\$657.29
Maximum	\$677.32

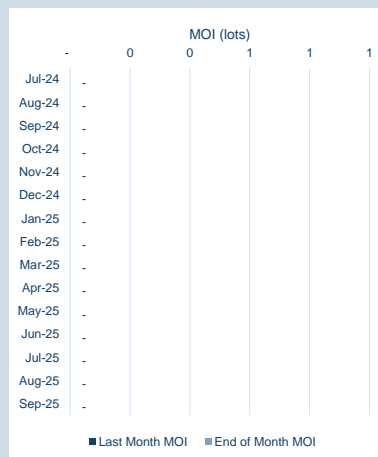
Volume (ex UNA) Jul-2024	
Lots	-

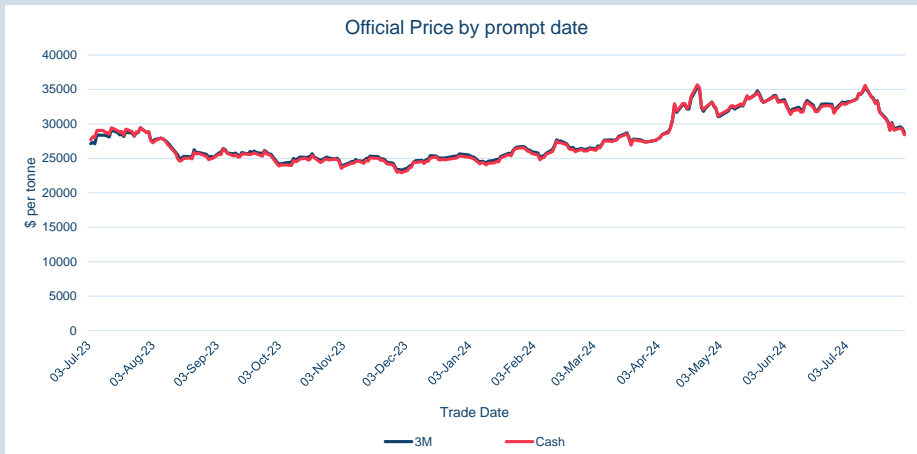
Volume (inc UNA) Jul-2024	
Lots	-
Tonnes	-

Volume Year To Date	
Lots	-
Tonnes	-



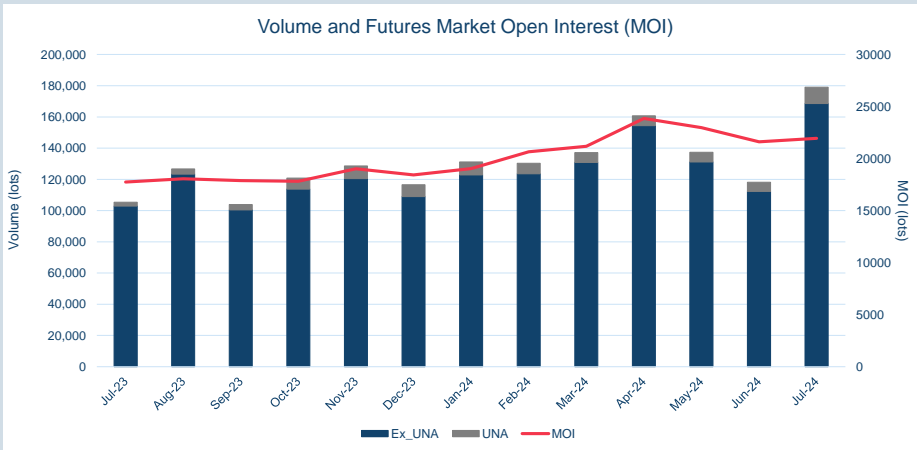
Prompt Month	End of Month - Daily Settlement	Volume (inc UNA)	End of Month - MOI
Jul-24	\$ 672.82	-	-
Aug-24	\$ 665.66	-	-
Sep-24	\$ 665.66	-	-
Oct-24	\$ 665.66	-	-
Nov-24	\$ 665.66	-	-
Dec-24	\$ 665.66	-	-
Jan-25	\$ 665.66	-	-
Feb-25	\$ 665.66	-	-
Mar-25	\$ 665.66	-	-
Apr-25	\$ 665.66	-	-
May-25	\$ 665.66	-	-
Jun-25	\$ 665.66	-	-
Jul-25	\$ 665.66	-	-
Aug-25	\$ 665.66	-	-
Sep-25	\$ 665.66	-	-





Cash	
Average	\$32,003.91
Minimum	\$28,405.00
Maximum	\$35,600.00

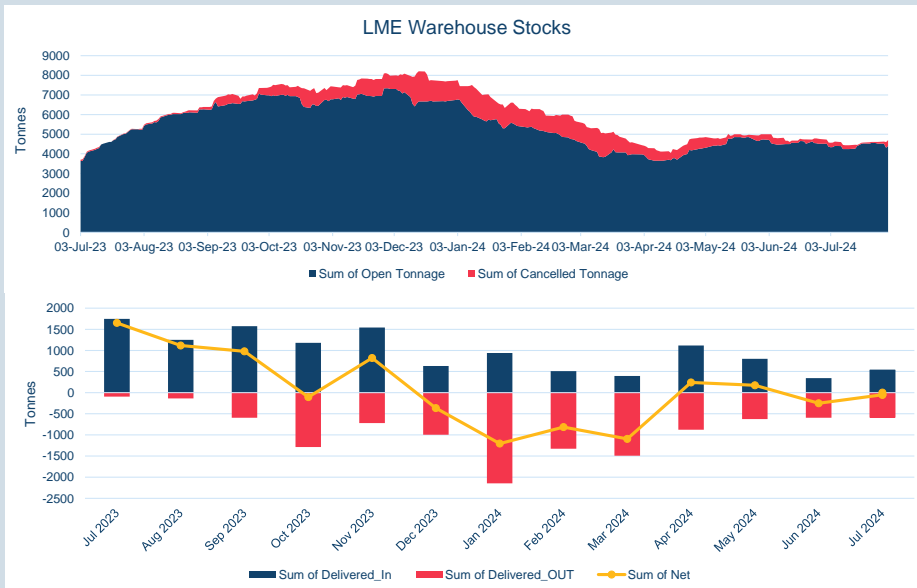
3M	
Average	\$32,115.00
Minimum	\$28,750.00
Maximum	\$35,350.00



Volume (ex UNA)	Jul-2024
Lots	168,589

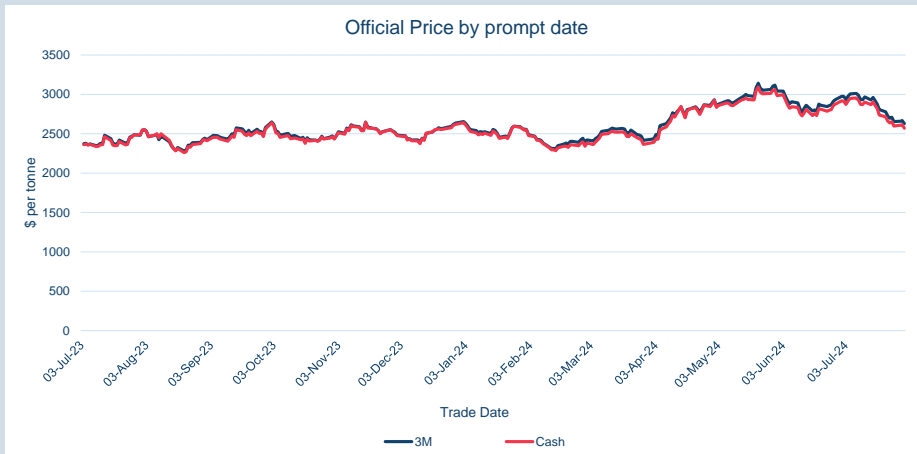
Volume (inc UNA)	Jul-2024
Lots	179,004
Tonnes	895,020

Volume	Year To Date
Lots	993,695
Tonnes	4,968,475



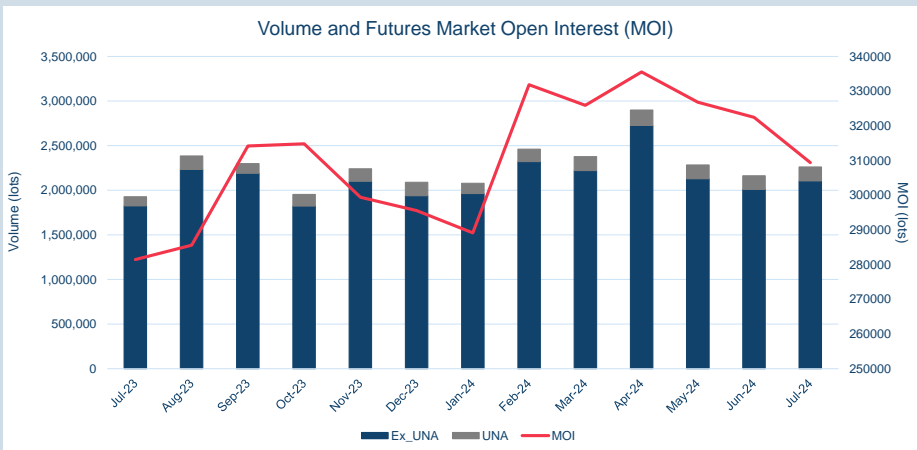
Warehouse Stock - Jul-24	
Delivered In	540
Delivered Out	-590
Net	-50

Warehouse Stock - Year To Date	
Delivered In	4,645
Delivered Out	-7,645
Net	-3,000



Cash	
Average	\$2,785.20
Minimum	\$2,570.50
Maximum	\$2,955.00

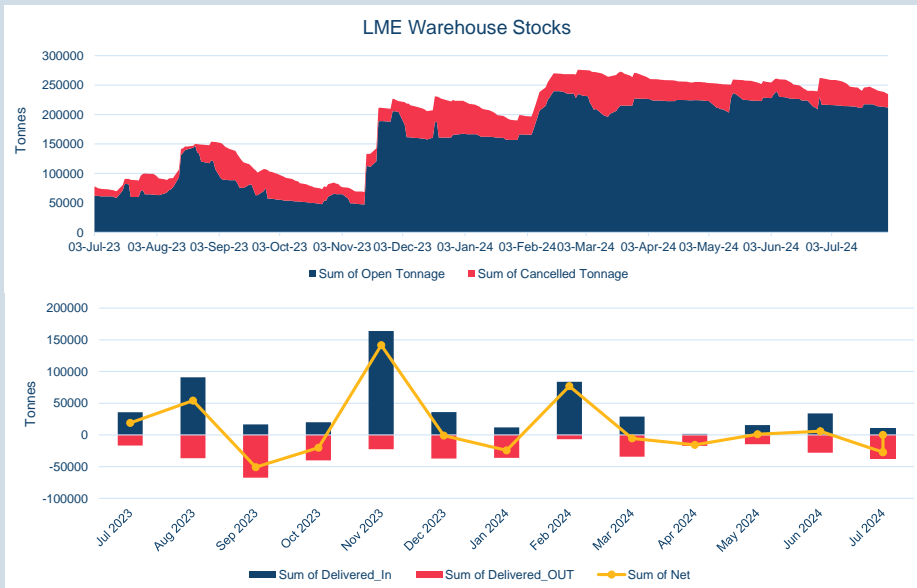
3M	
Average	\$2,844.96
Minimum	\$2,630.00
Maximum	\$3,012.50



Volume (ex UNA) Jul-2024	
Lots	2,105,166

Volume (inc UNA) Jul-2024	
Lots	2,261,776
Tonnes	56,544,400

Volume Year To Date	
Lots	16,524,482
Tonnes	413,112,050



Warehouse Stock - Jul-24	
Delivered In	10,675
Delivered Out	-37,850
Net	-27,175

Warehouse Stock - Year To Date	
Delivered In	186,475
Delivered Out	-175,025
Net	11,450